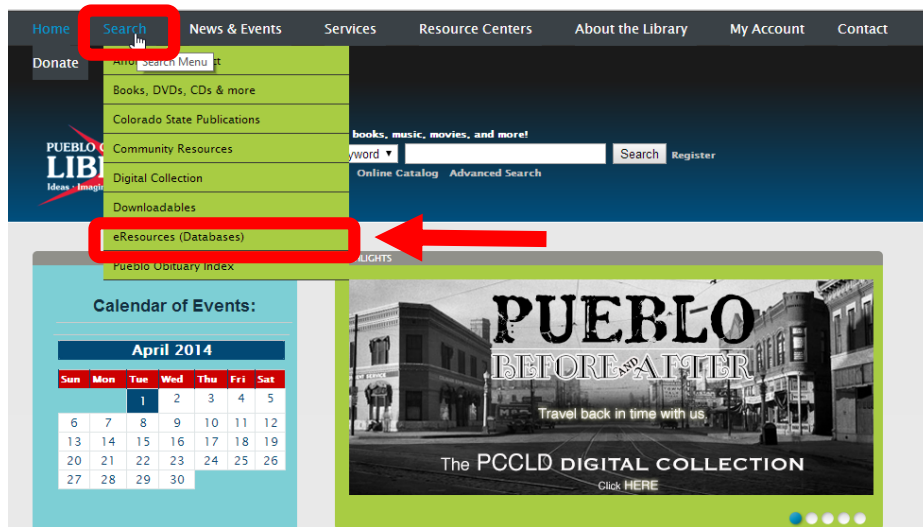





Study for the GED with *LearningExpress Library*

LearningExpress Library provides practice tests, tutorials and courses designed to help users study for academic tests and career-specific tests, as well as improve English, math and computer skills. It also includes a Job Search & Workplace Skills Learning Center, where you can create your own resume.



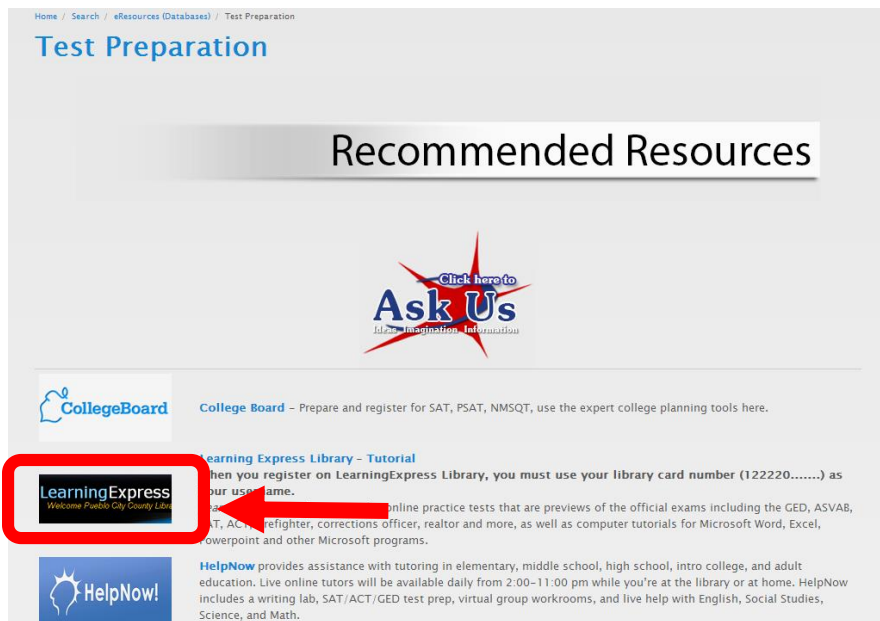
Visit the library's website

- Go to www.pueblolibrary.org.
- Hold your mouse over "Search."
- Then click on "eResources."



Choose an eResource

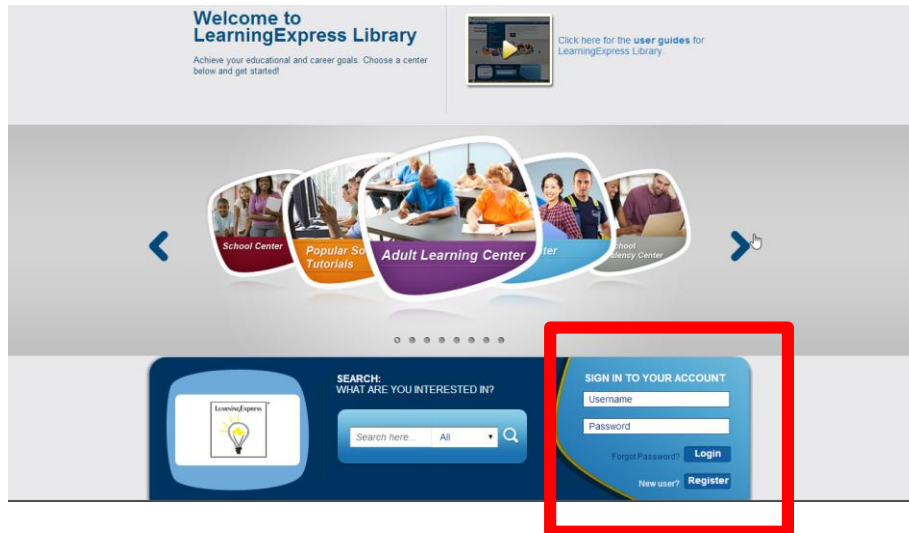
- Click on "Test Preparation."



Open LearningExpress Library

Click on "LearningExpress Library."

If using LearningExpress Library outside of the library, you will be prompted for your library card number. Enter the number on the back of your library card starting with 122220.... and click "login."



Login to LearningExpress Library

New Users:

If you are using LearningExpress Library for the first time, click "Register." Use your library card number as your username and your 8-digit birth date as your password.

Returning User Sign-In

If you have already created an account in LearningExpress Library, enter your user name and password and click "Login."



Select a Learning Center

Use the blue arrows to navigate to High School Equivalency Center. Click on it to enter.

High School Equivalency Center (GED Resources)

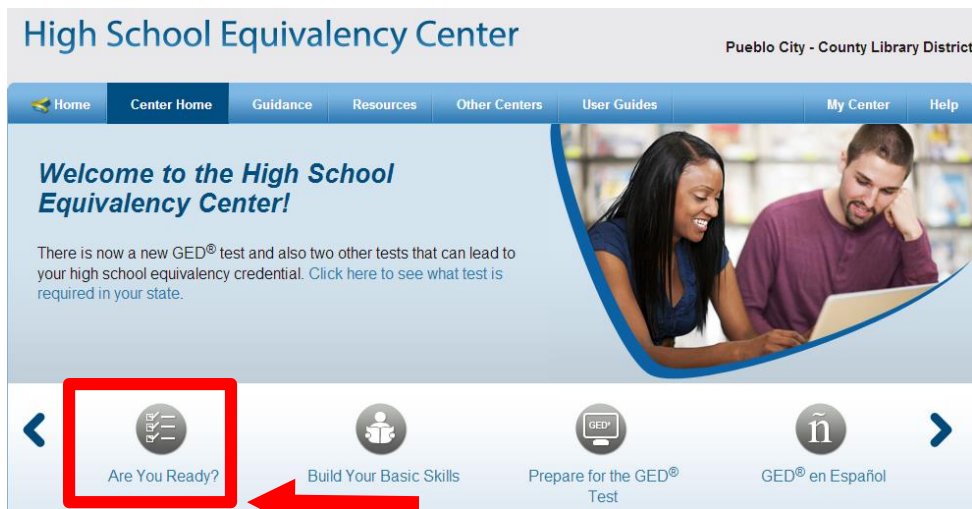
The High School Equivalency Center includes resources to help you prepare for the GED. Resources include:

Are you Ready? – Take tests to see if you are ready to start studying for the GED or if you first need to practice some basic skills

Build Your Basic Skills – Practice tests, e-books and tutorials

Prepare for the GED Test – Tutorial on taking the GED

GED en Español – Resources for taking the GED in Spanish



Test your Skills

Click “Are You Ready?”



There are two sets of Skills Checks. After you complete Set 1, you can click on Skills Check: Set 2.

Choose a skills test and click “Launch.”

Skills Check: Applied Math 1

Before you begin your test, it's very important to take a few minutes to review these instructions to be sure you get the most from your online testing experience.

About This Test

Like the official TABE 9/10, Level A Applied Mathematics subtest, this practice test will assess how well you can solve complicated math problems like those found in everyday life. Topics covered include analyzing data from charts and graphs, measurement, geometry, algebra, and problem solving.

When you complete this practice test, you will receive a comprehensive score report and recommendations to guide your preparation for the math portion of your high school equivalency exam.

How to Take This Test

Answering Questions

Mark your answer by clicking on the circle next to your choice.

Changing Your Answers

Before clicking SCORE MY TEST, you can change your answer to any question by clicking on a new answer choice. Once you score your test, you will not be able to change answers.

50

TOTAL
QUESTIONS

50

MINUTES
TO COMPLETE

Choose Your Test Mode

- ☒ **Simulation**
The test will stop when the timer is up.
- ☐ **Practice**
See answer explanations after you have finished. If the test is timed, the timer will display but will not be enforced.
- ☐ **Learner**
View the answers to each question as you go

Start Test

Choose your test mode:

Simulation: The test is timed just like an actual test.

Practice: This test will show a timer, but you can take as long as you need to.

Learner: This test displays the correct answers as you go through the test.

When you are ready, click "Start Test."

Score Report

Once you finish the test, it will be scored and you will not be able to make changes to it.

Your Report page will give you information about what skills you still need to practice. You can also view the answers.

Recommendations of additional resources are listed below your score. Resources include e-books, tutorials and additional practice tests.

Once you launch a resource, it is automatically saved to your portfolio so



Score Report

Your Score
87%

View Answers

By completing this practice, you have taken an important step toward improving your skills in reading informational texts. Your score results on this task are listed below, broken down by skill area and total score.

PRODUCT RECOMMENDATION KEY

-  **Develop:** Skills development needed. Use these products to build your skills.
-  **Improve:** Skills improvement recommended. Use these products to practice and improve skills.
-  **Practice:** Skills mastered. Use these products for additional practice.

Topic	Number of Questions	Correct	Incorrect	Skipped	Score
Key Ideas and Details	10	8	2	0	80%
Explicit Detail, Inference, and Conclusion	6	5	1	0	83%
Plot and Development	3	3	0	0	100%
Theme, Main Idea, and Supporting Details	1	0	1	0	0%

Recommendations



Reading Comprehension Success in 20 Minutes a Day, 5th Edition

Being a good reader isn't just about knowing the words—you have to understand what you read and put it to use. Critical reading is an essential skill at work and in school. This eBook provides a complete reading tutorial in an easy 20-step program.

Launch



Build Your Basic Reading Skills

Each unit in this tutorial walks you through essential reading skills to help you build your basic reading skills. Plus, you'll find plenty of practice and evaluation to help reinforce what you've learned.

Launch



Informational Reading: Level 1, Practice 2

This second practice set will help you build your reading skills with informational texts. When you're done, you'll get detailed answer explanations and an instant score report that shows your strengths and weaknesses.

Launch




Literary Reading: Level 1, Practice 1

This first practice set will help you build your reading skills with literary texts. When you're done, you'll get detailed answer explanations and an instant score report that shows your strengths and weaknesses.

Launch

Exit

 **Warning**

You are about to navigate away from this page.
 To save this resource to your portfolio click **Save to Portfolio**.
 To exit and return to the list of products, click **Close without Saving**.
 Click **Cancel** to stay on the current page.

Save to Portfolio **Close without Saving** **Cancel**

that you can return to it at another time.

If you need to leave a test before you are finished you can click “finish later” from within the test. You will then be given 3 options. Click “Save to Portfolio” to save your work so that you can continue with the same test later

Home Center Home Guidance Resources Other Centers User Guides **My Center** Help

My Center

Portfolio Profile

Tests Tutorials eBooks Computer Courses ResumeHUB

0 Tests Completed 1 Tests in Progress

Skills Check: Applied Math 1
 High School Equivalency Center
[Start New Test](#) | [Delete](#)

Date	Status	Score	Actions	Product Recommendations
28-Mar-2014 9:42:36 AM	In Progress - 10% Complete <div><div></div></div> 5 out of 50 questions completed	N/A	Resume Test Delete	N/A

Your Portfolio

Your portfolio contains all of the tests, tutorials, eBooks and other resources that you have saved or completed.

Click on “My Center” from any screen to return to your portfolio.

Home **Center Home** Guidance Resources Other Centers User Guides My Center Help

My Center

Portfolio Profile

Tests Tutorials **eBooks** Computer Courses ResumeHUB

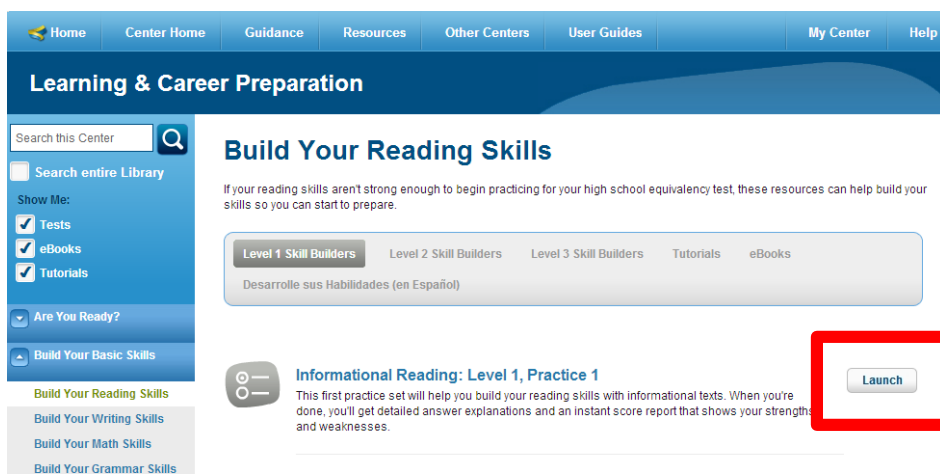
Title	Description	Actions
Reading Comprehension Success in 20 Minutes a Day, 5th Edition Adult Learning Center, School Center, High School Equivalency Center, College Center	Being a good reader isn't just about knowing the words—you have to understand what you read and put it to use. Critical reading is an essential skill at work and in school. This eBook provides a complete reading tutorial in an easy 20-step program.	Download Delete

Click on “Center Home” to return to the main page of the High School Equivalency Center.



Build your Skills

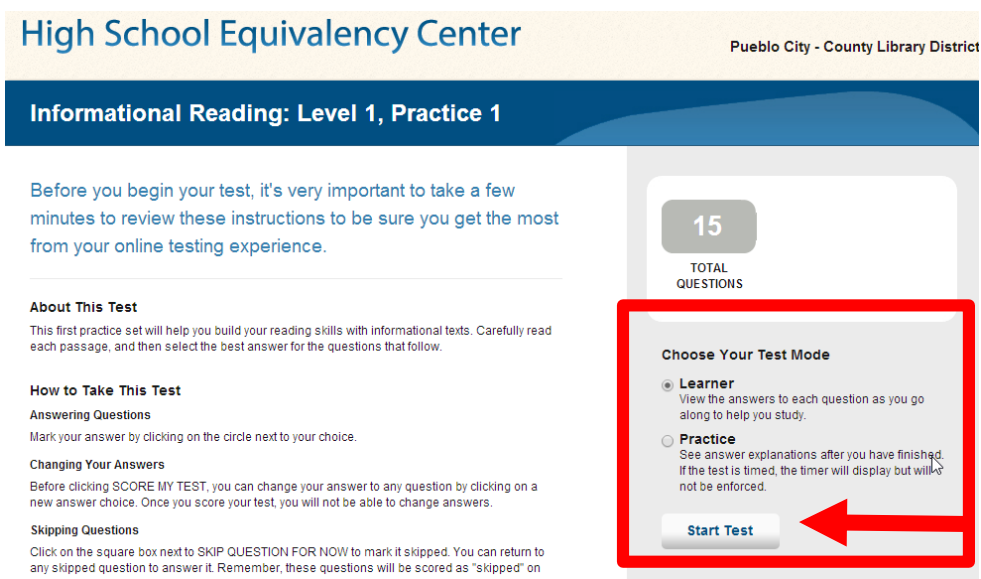
Click on “Build Your Basic Skills.”



You may choose between different levels of skill builders, tutorials and eBooks.

Skill Builder Exercises

Choose an exercise and click “Launch.”



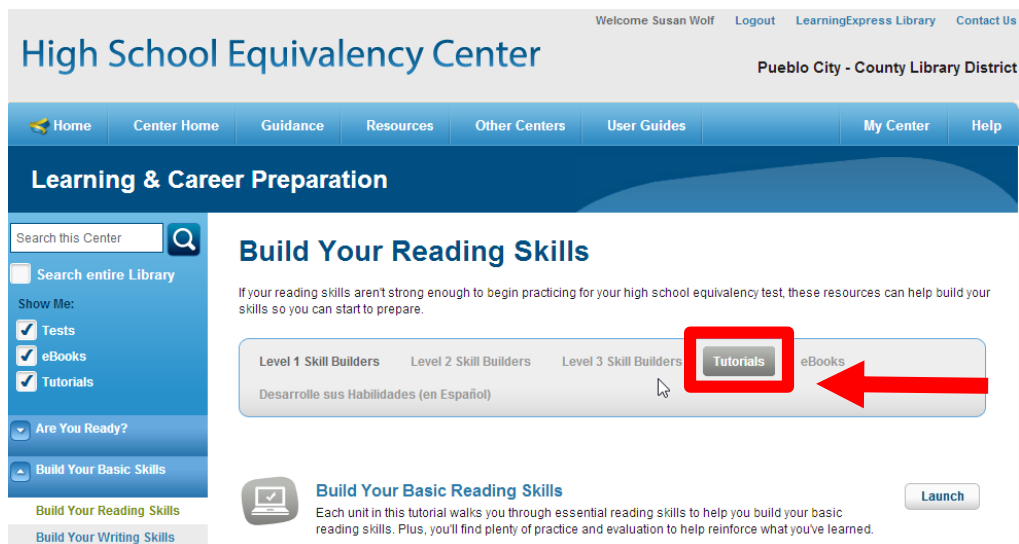
Choose your test mode.

Skill builders are mini tests. Choose “Learner” to view the answers as you go.

Choose “Practice” to see the answers at the end of the set of questions.

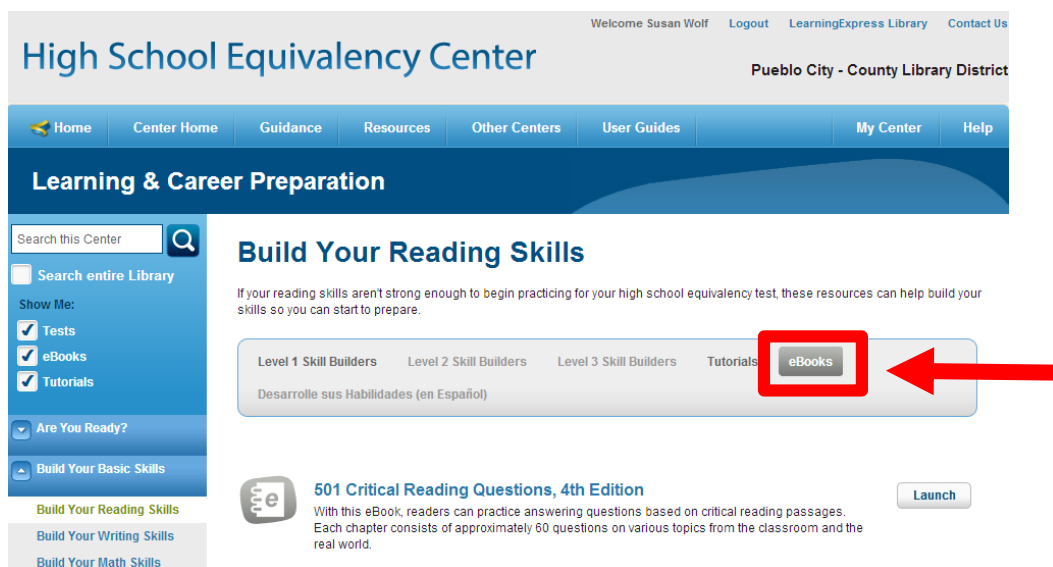
Choose a test mode and click “Start Test.”

You may save your practice test and return to it later in Your Profile.



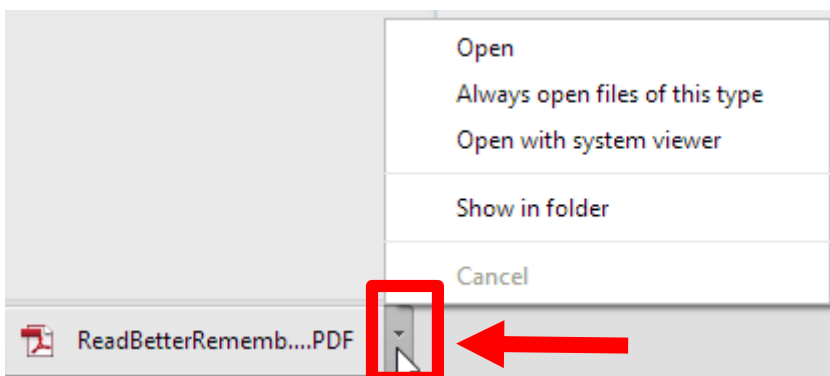
Skill Building Tutorials

The Build Your Skills section also offers tutorials. Click “Launch to start the tutorial.”



Skill Building eBooks

The High School Equivalency Center provides access to many eBooks to help you build your skills. Click “Launch” to download an eBook.



The eBook will display on the bottom left of your screen. Click on the arrow to the right of the file name and choose “Open.”

Your eBook will be saved in My Profile if you would like to go back to it later.

For more information on GED resources at the library, contact Susan Wolf, Adult Literacy Coordinator at 553-0206 or susan.wolf@pueblolibrary.org